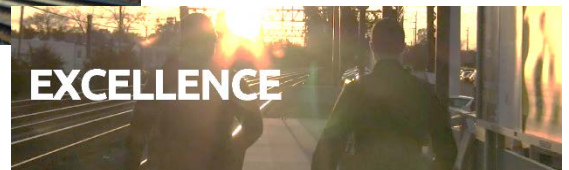



# FAIRFIELD POLICE DEPARTMENT

## Monthly Report – September 2020



Chief Christopher Lyddy

Fairfield Police Department

[www.fpdct.com](http://www.fpdct.com)

**This page intentionally left blank.**

## **Section 1: Bureau / Division Reports**

**Noteworthy Police Work**

**Field Services Bureau**

**Other Items**

## **Section 2: Statistical Activity Summary**

**Calls for Service Totals**

**Alarm response Summary**

**Motor Vehicle Activity**

**Parking Ticket Summary**

**Criminal Arrest Summary**

**Domestic Violence Arrest Summary**

**Calls for Service Breakdown Report**

## Section 1: Bureau / Division Reports

### Noteworthy Police Work

Lieutenant Weihe recognized Officer Kevin Wells for his proactive work in locating a missing, endangered elderly female.

Lieutenant Weihe recognized multiple officers and telecommunicators for the following incident:

On the evening of 8/28/20, we received a call that Larry Dunn, brother of Deputy Fire Chief Kyran Dunn, had been missing for seven hours and has Alzheimer's.

Upon receiving the call, Sgt. Wiltsie took command and coordinated a response that demonstrated an in depth knowledge of resources and inter-agency cooperation, including the Fire Department, Eagle 2, CSP K-9, and Officer DeAngelis as a drone pilot.

Officer Wells was the lead investigator, disseminated important timely information, and coordinated with the bloodhound from CSP Litchfield for the K-9 track in multiple locations. Officer DeAngelis came in from off duty to pilot his drone to assist with the search. Officers Gonzalez, Bok, Procaccini, and Gorton also assisted with searching the Lake Mohegan Trails and neighborhood streets. Officer Koukoulas filtered through all of the calls to the front desk reporting possible sightings.

Special Services Sgt. Paris and Officer Letsch immediately offered their assistance with the search, and Sgt. Paris also coordinated with resources from Fairfield and Bridgeport to obtain possible surveillance footage (Fusion Center and Sacred Heart University Public Safety).

Detective Sgt. Vanderheyden responded to the Trumbull Mall with Detectives Nadeau and Buckmir, and were able to obtain surveillance footage establishing that this was Dunn's last known location, as well as his direction of travel from there. Detective Lt. Riendeau, with Detectives Vaspasiano and Fucci performed a neighborhood canvas in search of possible sightings or "RING" footage.

LT. Granata and Sgt. Stahl, while off duty, posted pictures and information over social media and coordinated with News 12.

Dispatchers Maria Lobo, Mary Silva, Kyle Champney, and Jennifer DiJoseph all played an important supporting role in gathering and communicating information to and from the public and assisting agencies. Dispatcher Lynn Erazmus also assisted with the foot search while off-duty.

After approximately 9 hours missing, Dunn was found by a friend in Bridgeport in good health other than some mild dehydration, and was transported by AMR for medical attention.

Special thanks to the assisting agencies: Fairfield Fire Department, CT State Police Litchfield, and Eagle 2.

Sgt. James Wiltsie  
Officer Kevin Wells  
Officer Franck DeAngelis  
Officer Felix Gonzalez  
Officer Matthew Bok  
Officer Virgil Procaccini  
Officer Thomas Gorton  
Officer William Koukoulas  
Sgt. Michael Paris

Officer Mark Letsch  
Detective Lt. Matthew  
Riendeau  
Detective Sgt. Daniel  
Vanderheyden  
Detective Jordan Nadeau  
Detective George Buckmir  
Detective Anthony  
Vaspasiano

Detective Alex Fucci  
PIO Lt. Antonio Granata  
Sgt. Stahl  
  
Telecommunicators:  
Maria Lobo  
Kyle Champney  
Mary Silva  
Jennifer DiJoseph  
Lynn Erazmus

## Awards

The following officers were issued awards in September:

### Distinguished Service Medal

Captain Bucherati  
Detective Buckmir  
Detective Clark  
Detective Colwell  
Detective Fucci  
Officer Letsch  
Officer Medveggy  
Detective McKeon  
Detective Nadeau  
Sergeant Paris  
Officer Procaccini  
Lieutenant Riendeau  
Detective Takacs  
Sergeant Vanderheyden  
Officer Wells  
Officer Zerella  
Telecommunicator Erazmus

### Medal of Exceptional Service

Sergeant Irizarry  
Officer Bennett  
Officer Beattie  
Officer Jenkins  
Officer Rubis  
Officer Leetch  
Officer Mazzochi

### Life-Saving Award

Officer Rubis

## Promotions

**Sergeant Edward Nook** was promoted to lieutenant. He has been assigned as a shift commander in the Patrol Division.

**Officer James Wiltsie** was promoted to sergeant. He was assigned as a shift supervisor in the Patrol Division.



Chief Lyddy, First Selectwoman Kupchick, Sgt. Wiltsie, Lt. Nook, DC Smith, Capt. Kalamaras, Capt. Bucherati

## Field Services Bureau

### **20-31353, 20-28867, 20-8698**

Detectives took into custody a subject with an active Warrant out of Monroe for Larceny 3<sup>rd</sup>. He is responsible for 5 garage and shed burglaries in Fairfield. Ongoing investigation with arrest and search warrants pending.

### **20-32311 –**

Officer Letsch recognized Officer Racz for her work during an untimely death investigation:

*“On Thursday 09/24/20 at 1414 hours, I responded to assist Officer McPadden as he had just called in that he was with a vehicle on Unquowa Road and the operator was deceased. Officer Jenna Racz and I arrived together and I began to speak with a coworker of the deceased as Officer Racz began to capture digital photos of the interior of the vehicle, if by chance the victim had to be moved. I then approached Officer Racz and told her we have to ID the deceased. Without hesitation, Officer Racz jumped in the pickup truck and searched for a wallet, having to exit the truck and enter the passenger to get a better grasp of the deceased wallet. I wanted you to know that during this stressful call, Officer Racz was awesome and her swift actions should be recognized. “*

### **20-31685**

The following letter was received:

Dear Chief:

I wanted to take the opportunity to recognize the efforts of two of your offices this past weekend. My signature line will tell you what I do for a living, and I make that point only to provide context for the extremely professional AND compassionate manner in which they managed the situation. I have had the opportunity to be involved in many interactions with patients who found themselves in the same condition as my daughter and I can say that they handled the situation as well as any of the trained behavioral health professional and emergency department professionals with whom I work and in fact better than some.

My daughter suffers from bipolar disorder and as you may know, mood disorders are often accompanied by substance use disorder. She had been dealing with some personal issues and had not been managing her medications and began drinking. My wife and I were concerned for her safety at this point and so Saturday I contacted 911 and relayed my concerns and what I was hoping to achieve (involuntary hold and admission). **Officers Beattie and Krushinski** arrived shortly as promised and I briefed them outside. We then entered her apartment

where Officer Beattie led the efforts to get her safely to care. Here is where I really want to compliment both of the officers. The entire time both officers remained completely calm and projected both in what they were saying and their body language, that they were in no rush and that they were truly concerned with her well-being. Office Beattie did a spectacular job of using all of the right behaviors and verbal de-escalation attempts during the entire conversation with her. The end result is that she quietly consented to going to the hospital. The officers called an ambulance and the entire event remained uneventful as she voluntarily walked to the ambulance and they took her to the hospital. This is in stark contrast to the last time this happened and I transported her to the hospital, and for that I am especially thankful.

In these times of so much polarity and dissension around law enforcement, I wanted to recognize these officers for their efforts and provide you with something that you can share with others as a morale booster. I am grateful for the job you and your team do and especially grateful that they do it with such compassion.

Best regards,

Mark



## Special Services Bureau

<i>Traffic Safety Unit</i>	Jan	Feb	Mar	Apr	May	Jun	Jul	Aug	Sep	Oct	Nov	Dec
<i>Traffic Stops</i>	492	292	99	0	167	113	326	694	361			
<i>Infractions Issued</i>	188	95	20	0	0	1	36	305	92			
<i>Misdemeanor Summons</i>	10	6	5	0	1	1	6	16	3			
<i>Accidents Investigated</i>	16	30	15	0	13	28	25	25	28			
<i>Child Seat Installations</i>	14	34	15	0	0	2	5	0	15			
<i>DUI Arrests</i>	0	2	1	0	0	0	1	2	1			

<i>Traffic Crash Unit</i>	Jan	Feb	Mar	Apr	May	Jun	Jul	Aug	Sep	Oct	Nov	Dec
<i>Accidents Investigated</i>	73	51	40	20	20	43	53	70	81			
<i>Accidents with Injuries</i>	4	6	5	0	1	6	6	6	7			
<i>Search Warrants</i>	3	0	4	4	5	2	6	4	1			
<i>Arrest Warrants</i>	1	1	0	0	3	1	4	3	1			
<i>Misdemeanor Summons</i>	3	2	6	0	3	8	5	4	2			
<i>Infractions Issued</i>	17	8	18	11	7	15	11	113	27			
<i>Fatalities</i>	0	0	1	0	1*	0	2	0	0			

The crash reconstruction team assisted the principal at Fairfield Ludlow Middle School with the redesign of their entry and entry / exit pattern now allowing vehicles to enter via Mill Plain Rd and exit via Unquowa Rd. This new design will hopefully prevent any crashes and allow a safer drop off / pickup pattern for the parents.

<i>Animal Control</i>	Jan	Feb	Mar	Apr	May	Jun	Jul	Aug	Sep	Oct	Nov	Dec
<i>Complaints</i>	65	70	68	66	92	127	121	118	132			
<i>Wildlife Complaints</i>	23	30	34	32	39	78	64	62	69			
<i>Animals Tested for Rabies</i>	0	1	5	0	1	3	0	6	2			
<i>Animals Positive / Rabies</i>	0	0	1	0	0	0	0	0	0			
<i>Animal Bites</i>	2	1	2	1	2	1	6	2	3			
<i>Written Warnings</i>	4	4	2	4	8	5	6	4	9			
<i>Infractions</i>	1	1	0	2	0	1	1	1	0			
<i>Misdemeanors</i>	0	0	0	0	1	0	0	0	0			

- Lake Mohegan Enforcement: Periodic patrols conducted.
- Period patrols of beaches.

### Other Activities

- Message Boards were strategically placed around town displaying COVID precautions
- National Child Passenger Safety Month was this month - Officer Jenkins and Officer MacNamara were certified as Child Passenger Safety Technicians joining the rest of the team
- Fairfield Officers conducted a child seat clinic in Westport in conjunction with Yale New Haven Hospital and Westport Police
- Funeral Escort provided for retired Fairfield Firefighter
- Duck Farm Rd was temporarily posted with electronic message boards due to an increase in stop sign/speeding violations - Stop sign size was increased and delineators put in place
- New e-ticket printers were obtained via State of CT Grant

**Traffic Enforcement Targeted Areas**

Longview Ave	Pequot Ave
Duck Farm Rd @ Alma Dr	Redding Rd
S. Benson Rd	Hulls Farm Rd
Burr St	Fairfield Woods Rd
Hillside Rd	Melville Ave
Old Post Rd	Unquowa Rd
Hulls Hwy	N Benson Rd
Mill Plain Rd	Stratfield Rd
Park Ave	Pansy Rd
Post Rd @ River St	Harvester Rd @ Putting Green Rd
Black Rock TnPk @ Baros St	

<i>Marine Unit</i>	<b>April</b>	<b>May</b>	<b>JUN</b>	<b>JUL</b>	<b>AUG</b>	<b>SEPT</b>	<b>OCT</b>
<i>Complaints</i>	5	12	19	34	28	19	
<i>Boats Towed</i>	0	1	2	2	1	0	
<i>Written Warnings</i>	0	0	0	0	0	0	
<i>Arrests</i>	0	0	0	0	0	0	
<i>Safety Inspections</i>	0	1	4	0	0	0	
<i>Total Calls For Service</i>	6	13	23	34	28	19	
<i>Hours Underway</i>	2	10	75	165	145	110	
<i>Community Events</i>	0	0	1	0	0	2	
<i>Location Checks</i>	1	12	3	11	12	6	
<i>Fatalities</i>	0	0	0	0	0	0	

## Administrative Services Bureau

### Training

- Marine SCUBA Training
- Basic SRO Training
- Child Passenger Safety Seat Technician
- Legal Update
- Internal Affairs Investigations
- Basic Police Firearms Instructor
- Firearms Annual Training

## Emergency Communications Center

	Jan	Feb	Mar	Apr	May	Jun	Jul	Aug	Sep	Oct	Nov	Dec
Total Incoming Calls	7,117	6,746	6,586	6,010	7,053	8,098	6,172	10,154	7,791			
Total 911 Calls	1,566	1,622	1,353	1,724	1,430	1,771	1,846	2,702	1,714			
Total Outgoing Calls	1,825	1,796	1,729	1,157	1,970	2,160	2,132	2,460	2,071			
Total CSFs Processed	3,816	3,419	3,237	4,079	3,678	3,125	3501	4,479	3,661			
% 911 Calls Under 10 Sec	95.95	95.31	96.33	97.23	96.43	96.32	96.48	78.65%	95.16%			

*Note: The decrease in 911 call answer percentage in August was due to the extreme call volume during Tropical Storm Isaias.*

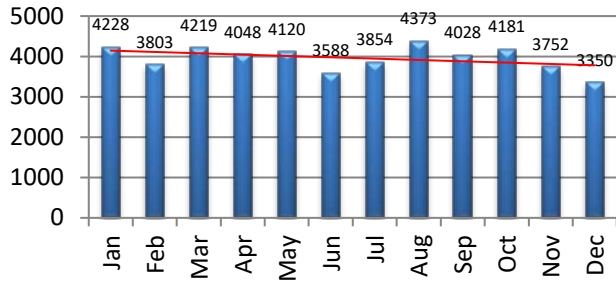
**Section 3: Statistical Activity Summary**

**TOTAL CALLS FOR SERVICE**

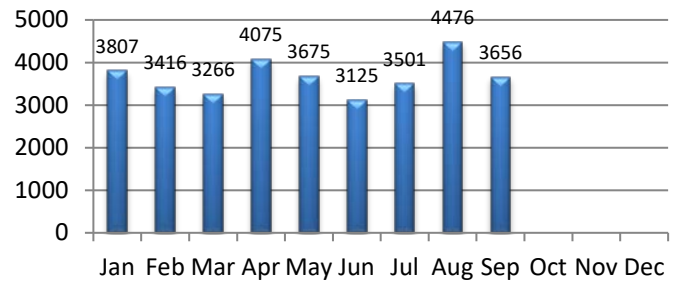
Calls for Service	Jan	Feb	Mar	Apr	May	Jun	Jul	Aug	Sep	Oct	Nov	Dec	YTD
2019	4228	3803	4219	4048	4120	3588	3854	4373	4028	4181	3752	3350	47,544
2020	3807	3416	3266	4075	3675	3125	3501	4476	3656				32,997

Note: Includes miscellaneous calls that may not be listed under the call analysis section

**Calls For Service - 2019**



**Calls for Service - 2020**

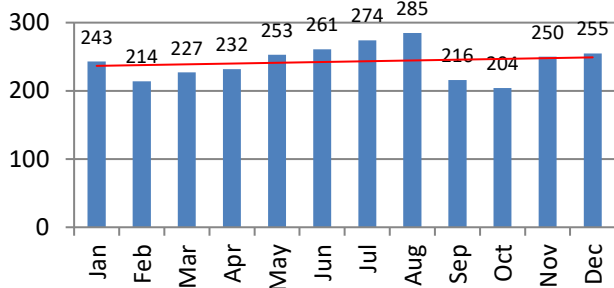


**ALARM RESPONSE SUMMARY**

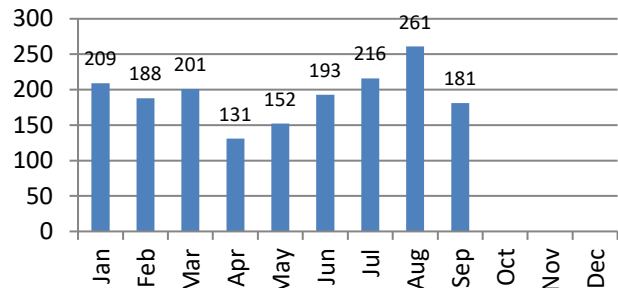
Total Alarms	Jan	Feb	Mar	Apr	May	Jun	Jul	Aug	Sep	Oct	Nov	Dec	YTD
2019	243	214	227	232	253	261	274	285	216	204	250	255	2,914
2020	209	188	201	131	152	193	216	261	181				1,732

False Alarms	Jan	Feb	Mar	Apr	May	Jun	Jul	Aug	Sep	Oct	Nov	Dec	YTD
2019	243	211	227	232	250	261	274	283	215	203	250	254	2,903
2020	209	182	201	131	152	192	216	261	181				1,725

**Alarms - 2019**



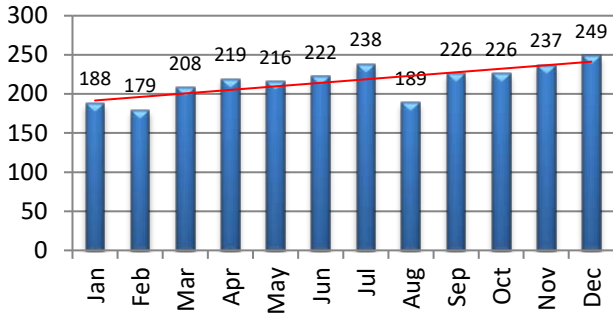
**Alarms - 2020**



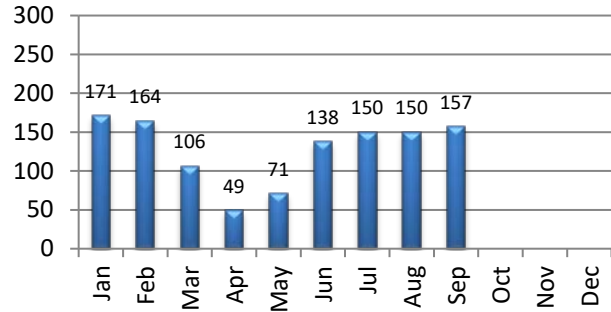
**MOTOR VEHICLE ACTIVITY**

MV Accidents	Jan	Feb	Mar	Apr	May	Jun	Jul	Aug	Sep	Oct	Nov	Dec	YTD
2019	188	179	208	219	216	222	238	189	226	226	237	249	2,597
2020	171	164	106	49	71	138	150	150	157				1,156

Motor Vehicle Accidents - 2019



Motor Vehicle Accidents - 2020



MV Enforcement	Jan	Feb	Mar	Apr	May	Jun	Jul	Aug	Sep	Oct	Nov	Dec	YTD
Warnings - 2019	328	325	310	254	273	223	269	353	294	328	278	222	3,457
2020	438	305	109	4	214	129	324	371	300				2,194

Infractions - 2019	317	290	315	575	367	171	279	675	199	249	258	103	3,798
2020	220	125	24	3	5	4	42	377	119				919

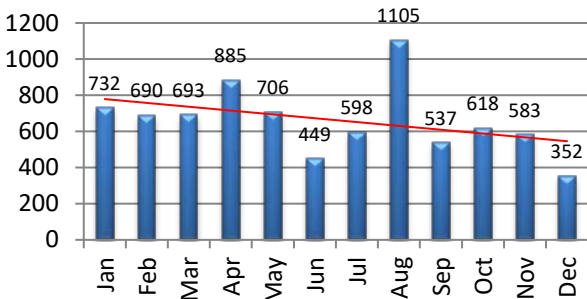
Misdemeanor - 2019	65	55	48	46	53	42	37	59	29	25	33	24	516
2020	34	18	14	0	1	1	3	16	6				93

Custodial - 2019	13	12	7	9	6	13	8	9	8	8	5	6	104
2020	5	5	2	0	2	1	3	1	1				20

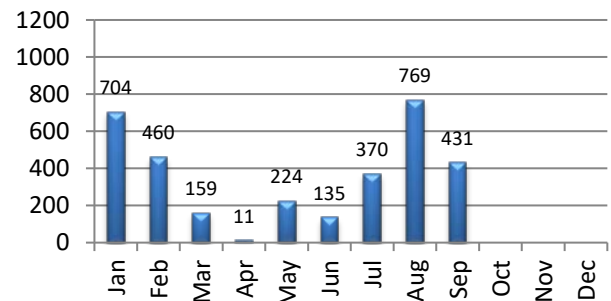
DUI Arrests - 2019	9	5	6	8	5	9	3	9	6	8	9	10	87
2020	4	7	4	1	2	6	4	5	4				37

MV Contacts - 2019	732	690	693	885	706	449	598	1105	537	618	583	352	7,948
2020	704	460	159	11	224	135	370	769	431				3,263

MV Contacts - 2019



MV Contacts - 2020



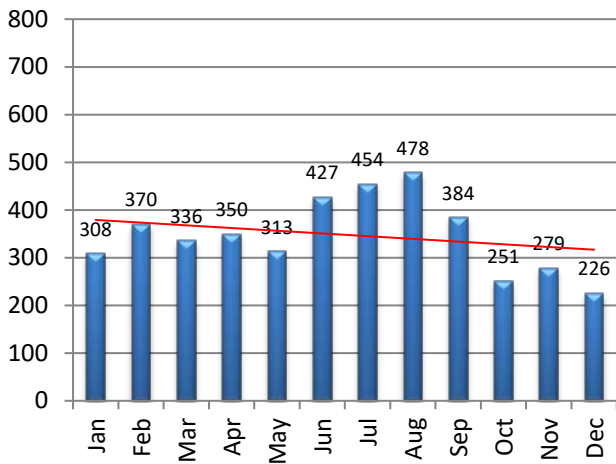
MV Enforcement: Type	Jan	Feb	Mar	Apr	May	Jun	Jul	Aug	Sep	Oct	Nov	Dec	YTD
Speeding Violations	158	92	20	0	3	5	48	32	103				461
Seatbelt Violations	3	1	1	0	0	0	1	39	0				45
Registration Violations	51	35	10	0	1	0	3	11	3				114
License Violations	8	11	14	2	1	5	4	10	6				61
Distracted Driving	3	7	4	0	0	2	1	307	6				330
Suspended Licence	18	11	7	1	2	0	10	13	3				65
Stop Sign Violations	83	22	15	2	26	10	24	31	49				262
Traffic Light Violation	6	9	2	0	3	2	2	4	3				31

The above incidents are a overview of common violations. These statistics are not the only motor vehicle enforcement actions taken. The above show top 6 violations for the month.

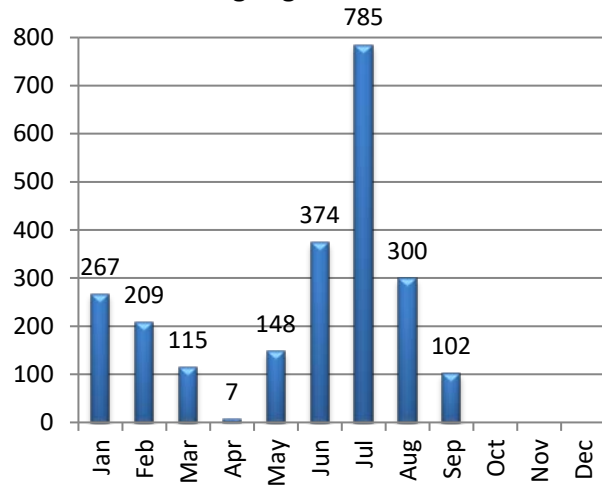
**PARKING TICKET SUMMARY**

Total Issued	Jan	Feb	Mar	Apr	May	Jun	Jul	Aug	Sep	Oct	Nov	Dec	YTD
2019	308	370	336	350	313	427	454	478	384	251	279	226	4176
2020	267	209	115	7	148	374	785	300	102				2307

Parking Tags Issued 2019



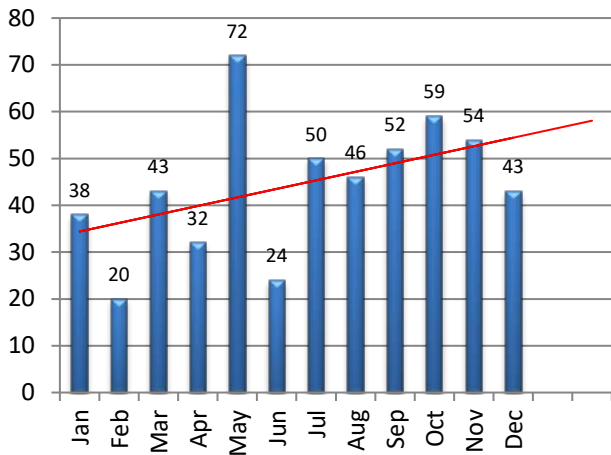
Parking Tags Issued - 2020



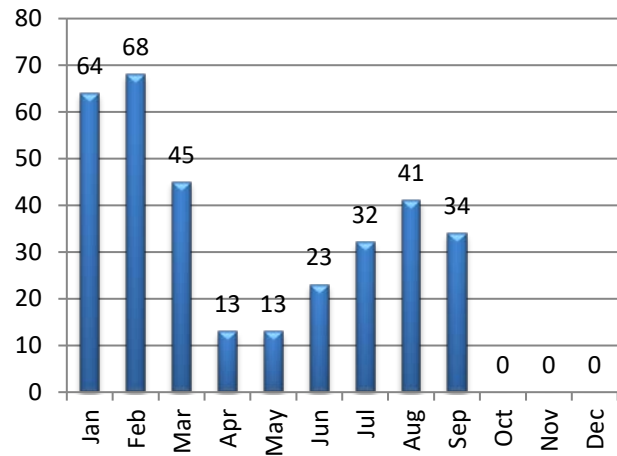
**CRIMINAL ARREST SUMMARY**

<b>Criminal Arrests by Month</b>	Jan	Feb	Mar	Apr	May	Jun	Jul	Aug	Sep	Oct	Nov	Dec	YTD
<b>Larceny - 2019</b>	26	7	28	23	46	19	31	33	34	44	37	32	360
<b>2020</b>	46	52	32	6	10	14	24	28	19				231
<b>Vandalism - 2019</b>	3	1	1	0	10	1	1	1	1	1	1	2	23
<b>2020</b>	2	3	10	4	0	2	1	1	2				25
<b>MV Theft / Attempt - 2019</b>	0	1	0	0	0	0	1	0	1	0	0	0	3
<b>2020</b>	1	0	0	0	1	0	0	1	5				8
<b>Burglary / Attempt - 2019</b>	6	9	8	1	8	0	10	3	11	8	5	6	75
<b>2020</b>	12	7	1	2	2	3	3	9	2				41
<b>Assault - 2019</b>	3	2	5	6	5	4	5	5	3	6	11	3	58
<b>2020</b>	2	6	2	1	0	4	4	2	6				27
<b>Robbery - 2019</b>	0	0	1	2	3	0	2	4	2	0	0	0	14
<b>2020</b>	1	0	0	0	0	0	0	0	0				1
<b>2019</b>	38	20	43	32	72	24	50	46	52	59	54	43	533
<b>2020</b>	64	68	45	13	13	23	32	41	34	0	0	0	333

**Total Criminal Arrests - 2019**



**Total Criminal Arrests - 2020**



<b>Domestic Violence Arrests</b>	Jan	Feb	Mar	Apr	May	Jun	Jul	Aug	Sep	Oct	Nov	Dec	YTD
<b>2020</b>	8	6	9	2	8	4	8	5	12				62

**CALLS FOR SERVICE BREAKDOWN**

		Jan	Feb	Mar	Apr	May	Jun	Jul	Aug	Sep	Oct	Nov	Dec	Total
911 HANG UP	2019	6	8	9	7	10	5	5	6	11	11	3	8	89
	2020	7	7	7	2	3	13	8	6	5				58
ABANDONED MOTOR VEHICLE	2019	9	8	14	6	4	9	14	5	7	5	10	4	95
	2020	7	7	5	4	7	4	5	10	8				57
AIRCRAFT CRASH	2019	0	0	0	0	0	0	0	0	0	0	0	0	0
	2020	0	0	0	0	0	0	0	0	0				0
AIRPLANE ACCIDENT	2019	0	0	0	0	0	0	0	0	0	0	0	0	0
	2020	0	0	0	0	0	0	0	0	0				0
ALARM	2019	0	0	0	0	0	0	0	1	0	0	0	0	1
	2020	0	0	0	0	0	0	0	0	0				0
ALARM EXCUSED	2019	0	3	0	0	3	0	1	1	1	1	0	1	11
	2020	0	6	0	0	0	0	0	0	0				6
ALARM FALSE	2019	243	211	227	232	250	261	273	283	215	203	250	254	2902
	2020	209	182	201	131	152	193	216	261	181				1726
ANIMAL COMPLAINT	2019	66	73	117	90	103	125	120	127	100	99	76	61	1157
	2020	57	84	84	73	86	125	128	116	138				891
ANIMAL RESCUE	2019	0	2	1	1	0	3	2	0	1	0	1	0	11
	2020	0	0	0	1	1	3	1	0	2				8
ANY SITUATION	2019	8	14	7	6	13	9	16	11	1	10	15	5	115
	2020	6	1	10	6	3	13	14	34	11				98
ASSAULT	2019	2	3	4	2	3	1	0	3	2	1	5	1	27
	2020	1	4	2	0	0	3	4	0	3				17
ASSAULT IN PROGRESS	2019	0	0	0	0	0	0	0	0	0	0	0	0	0
	2020	0	0	0	0	0	0	0	0	0				0
ASSISTANCE	2019	186	180	174	171	181	186	177	171	216	210	175	156	2183
	2020	163	159	107	106	134	151	134	159	177				1290
BANK ESCORT	2019	22	15	21	22	22	20	22	22	19	22	16	21	244
	2020	23	19	22	18	11	12	23	21	21				170
BOAT CRASH	2019	0	0	0	0	0	0	0	0	0	0	0	0	0
	2020	0	0	0	0	0	0	0	0	0				0



		Jan	Feb	Mar	Apr	May	Jun	Jul	Aug	Sep	Oct	Nov	Dec	Total
BOAT FIRE (AT DOCK)	2019	0	0	0	0	0	0	0	0	0	0	0	0	0
	2020	0	0	0	0	0	0	0	0	0				0
BOMB THREAT	2019	0	0	0	0	0	0	0	0	0	0	0	0	0
	2020	0	0	0	0	0	0	0	0	0				0
BREACH OF PEACE	2019	46	35	54	37	54	67	43	53	52	51	50	39	581
	2020	40	49	46	42	64	45	67	62	47				462
BURGLARY	2019	0	3	1	2	1	1	1	1	1	1	0	5	17
	2020	2	3	0	0	0	1	2	3	0				11
BURGLARY - RESIDENCE	2019	2	1	1	0	4	1	6	2	1	0	0	0	18
	2020	8	1	1	2	2	2	0	2	0				18
BURGLARY - COMMERCIAL	2019	4	1	3	0	0	6	4	2	3	3	0	0	26
	2020	1	5	3	2	0	2	2	1	3				19
BURGLARY - GARAGE	2019	1	0	0	0	0	0	1	5	0	3	0	3	13
	2020	2	2	1	0	4	2	2	7	3				23
BURGLARY - SCHOOL	2019	0	0	0	0	0	0	0	0	0	0	0	0	0
	2020	1	1	0	0	1	0	0	0	0				3
BURGLARY ATTEMPT	2019	1	1	0	1	1	0	0	2	1	1	1	0	9
	2020	0	0	0	0	0	0	0	0	1				1
BURGLARY ATTEMPT - RESIDENCE	2019	0	0	1	0	3	1	5	1	1	2	0	0	14
	2020	0	1	0	1	1	0	0	1	0				4
BURGLARY ATTEMPT - COMMERCIAL	2019	0	0	2	0	0	0	0	1	1	2	0	0	6
	2020	0	3	2	0	0	1	0	0	0				6
BURGLARY ATTEMPT - SCHOOL	2019	0	0	0	0	0	0	0	0	0	0	0	0	0
	2020	0	1	0	0	0	0	0	0	0				1
BURGLARY IN PROGRESS	2019	0	0	0	0	0	0	0	0	0	0	0	0	0
	2020	1	0	0	0	0	0	0	0	0				1
BUSINESS/LOCATION CHECK	2019	1352	1192	1271	1086	1096	761	703	888	985	1047	823	745	11949
	2020	937	929	1323	2289	1335	665	581	531	812				9402
CANCEL 911 HANG-UP	2019	0	2	1	0	3	1	0	0	1	0	0	1	9
	2020	1	1	1	1	1	0	0	2	0				7
CANCELLED ALARM	2019	51	49	46	42	61	63	44	59	47	45	53	48	608
	2020	58	55	54	35	41	36	44	71	46				440

		Jan	Feb	Mar	Apr	May	Jun	Jul	Aug	Sep	Oct	Nov	Dec	Total
COMMUNITY EVENT	2019	46	42	25	39	64	43	46	34	85	91	108	29	652
	2020	28	37	24	8	6	26	11	11	20				171
DEAD ANIMAL ON ROADWAY	2019	2	0	2	2	1	4	1	2	4	6	4	0	28
	2020	1	4	2	5	5	2	6	2	0				27
DEAD ON ARRIVAL	2019	2	2	3	6	0	3	5	4	1	3	4	2	35
	2020	2	3	2	4	3	1	2	3	2				22
DOOR UNLOCKED	2019	11	5	5	6	6	3	2	4	10	10	6	3	71
	2020	6	6	2	2	0	3	2	3	5				29
DROWNING	2019	0	0	0	0	0	0	0	1	0	0	0	0	1
	2020	0	0	0		0	0	0	0	0				0
EMERGENCY MEDICAL CALL	2019	272	264	261	272	263	262	256	263	274	267	312	290	3256
	2020	251	348	242	297	314	295	285	252	233				2517
ESCAPE	2019	0	0	0	0	0	0	0	0	0	0	0	0	0
	2020	0	0	0	0	0	0	0	0	0				0
FIRE	2019	0	2	1	0	0	0	0	0	0	0	0	1	4
	2020	0	0	0	0	0	1	0	0	0				1
FIREWORKS COMPLAINT	2019	1	0	3	0	11	8	29	5	3	2	0	2	64
	2020	1	0	3	1	10	47	62	5	4				133
FOLLOW UP INVESTIGATION	2019	1	1	2	0	0	0	0	0	0	1	0	0	5
	2020	0	0	0	0	0	0	0	0	1				1
FUNERAL ESCORT	2019	28	13	10	12	15	16	20	15	17	13	20	17	196
	2020	20	12	13	6	4	4	10	5	3				77
GPS ALERT	2019	0	0	0	0	1	5	0	0	0	0	0	0	6
	2020	0	0	0	0	0	0	1	0	0				1
HARASSMENT	2019	16	16	13	12	18	14	14	10	15	15	14	10	167
	2020	16	14	8	7	17	22	18	19	18				139
HOMICIDE	2019	0	1	0	0	0	0	0	0	0	0	0	0	1
	2020	0	0	0	0	0	0	0	0	0				0
ICE / WATER RESCUE	2019	0	0	0	0	0	0	0	0	0	0	0	0	0
	2020	0	0	0	0	0	0	0	0	0				0
INFORMATION	2019	30	20	46	30	33	45	18	31	34	38	30	27	382
	2020	46	45	98	372	298	82	94	59	168				1262

		Jan	Feb	Mar	Apr	May	Jun	Jul	Aug	Sep	Oct	Nov	Dec	Total
INTOXICATED SUBJECT	2019	4	5	11	8	3	7	5	4	18	4	6	3	78
	2020	7	4	4	1	4	2	1	2	1				26
INVESTIGATION	2019	140	118	157	140	202	155	151	184	193	187	178	168	1973
	2020	155	148	117	94	158	185	174	197	180				1408
INVESTIGATION- SENIOR CITIZEN	2019	0	1	2	0	0	1	1	0	1	1	0	1	8
	2020	1	0	2	1	0	2	0	0	0				6
INVESTIGATION-ARREST	2019	1	0	7	1	3	1	0	7	2	1	1	1	25
	2020	0	3	1	0	2	0	0	1	1				8
INVESTIGATION-BAD CHECK	2019	1	0	0	0	0	0	0	0	0	0	0	0	1
	2020	0	0	0	0	0	1	0	0	0				1
INVESTIGATION-COUNTERFEIT	2019	2	1	0	0	1	2	2	0	0	1	2	1	12
	2020	2	1	2	1	1	0	0	0	1				8
INVESTIGATION-CREDIT CARD FRAUD	2019	3	3	3	2	1	1	2	1	2	1	1	1	21
	2020	4	3	1	0	1	0	0	0	1				10
INVESTIGATION-FINANCIAL CRIME	2019	0	2	2	0	3	2	1	2	0	3	4	1	20
	2020	0	0	5	1	1	1	1	0	0				9
INVESTIGATION-FORGERY	2019	3	0	2	2	6	9	3	2	1	2	3	0	33
	2020	4	4	1	0	0	2	1	8	1				21
INVESTIGATION-INTERNET CRIME	2019	4	0	3	1	3	3	4	0	0	4	0	1	23
	2020	0	1	0	0	0	2	0	4	2				9
INVESTIGATION-WARRANT ARREST	2019	13	13	17	20	12	9	14	6	14	13	8	17	156
	2020	17	12	2	0	2	1	5	3	3				45
LARCENY IN PROGRESS	2019	1	0	0	0	0	0	2	1	0	0	0		4
	2020	1	0	0	0	0	1	0	1	1				4
LARCENY/THEFT	2019	16	21	19	27	17	23	32	21	28	30	13	32	279
	2020	22	11	15	5	12	30	19	28	21				163
LARCENY-EMPLOYEE THEFT	2019	4	0	1	1	0	2	2	0	0	0	1		11
	2020	0	0	0	0	0	0	0	0	1				1
LARCENY-IDENTITY THEFT	2019	14	5	8	10	6	10	15	9	5	7	9	2	100
	2020	13	4	6	7	9	5	6	6	7				63
LOCKOUT	2019	0	0	0	0	0	0	0	0	0	0	0		0
	2020	0	0	0	0	0	1	0	0	0				1

		Jan	Feb	Mar	Apr	May	Jun	Jul	Aug	Sep	Oct	Nov	Dec	Total
M.V. ACCIDENT	2019	166	154	183	194	183	193	214	169	201	203	218	222	2300
	2020	150	153	94	44	63	119	130	138	139				1030
M.V. ACCIDENT WITH INJURIES	2019	25	25	25	25	33	28	24	20	24	23	20	27	299
	2020	21	11	12	5	8	19	20	12	18				126
MASS CASUALTY INCIDENT	2019	0	0	0	0	0	0	0	0	0	0	0	0	0
	2020	0	0	0	0	0	0	0	0	0				0
MEDICAL ALARM	2019	1	2	3	3	4	1	2	3	3	2	1	2	27
	2020	3	0	2	4	0	0	2	2	1				14
MENTAL PATIENT	2019	10	3	5	3	1	4	9	2	3	4	1	4	49
	2020	3	1	1	14	7	6	2	6	5				45
MISSING PERSON	2019	1	3	4	1	3	5	0	3	2	2	1	4	29
	2020	3	5	1	3	4	2	5	2	1				26
NARCOTIC VIOLATION IN PROGRESS	2019	0	0	0	0	0	0	0	0	0	1	0	0	1
	2020	1	0	0	0	0	0	0	0	1				2
NARCOTICS VIOLATION	2019	4	6	4	2	2	3	11	5	2	12	7	4	62
	2020	4	4	3	0	3	0	0	1	4				19
NOISE COMPLAINT	2019	18	11	15	20	36	42	33	37	58	45	34	17	366
	2020	14	10	10	12	65	56	46	60	66				339
OFFICER NEEDS ASSISTANCE	2019	0	0	0	0	0	0	0	0	0	0	0	0	0
	2020	0	0	0	0	0	0	0	0	0				0
OTHER RESCUE	2019	1	0	0	0	2	1	0	0	0	0	0	0	4
	2020	0	0	0	0	0	0	0	0	1				1
PACOS ASSIGNMENT	2019	32	15	21	13	15	15	19	36	41	30	16	18	271
	2020	130	93	42	6	88	63	105	64	59				650
PARKING VIOLATION	2019	34	23	38	48	46	47	49	25	80	39	40	29	498
	2020	37	25	29	18	34	101	107	62	65				478
PISTOL PERMIT APPLICATION	2019	21	10	7	7	4	15	7	11	6	12	9	19	128
	2020	14	22	13	0	0	64	103	93	61				370
RECKLESS DRIVER	2019	19	26	25	25	45	21	30	30	38	33	33	31	356
	2020	29	18	27	14	27	29	33	29	41				247
RECOVERED PROPERTY	2019	20	8	14	10	16	18	20	17	26	11	17	12	189
	2020	19	10	13	18	21	22	22	16	14				155

		Jan	Feb	Mar	Apr	May	Jun	Jul	Aug	Sep	Oct	Nov	Dec	Total
RIOT	2019	0	0	0	0	0	0	0	0	0	0	0	0	0
	2020	0	0	0	0	0	0	0	0	0				0
ROAD HAZARD	2019	37	34	47	35	33	78	86	58	34	51	36	49	578
	2020	24	19	14	35	26	36	33	311	36				534
ROBBERY	2019	0	0	0	3	4	1	0	2	1	2	0	1	14
	2020	1	0	0	1	0	0	0	0	1				3
ROBBERY IN PROGRESS	2019	0	0	0	0	0	0	0	0	0	0	0	0	0
	2020	0	0	0	0	0	0	0	0	0				0
SEX VIOLATION	2019	0	0	1	0	1	1	1	0	1	0	1	1	7
	2020	0	1	1	0	0	0	1	1	0				4
SEX VIOLATION IN PROGRESS	2019	0	0	0	0	0	0	0	0	0	0	0	0	0
	2020	0	0	0	0	0	0	0	0	0				0
SHOPLIFTER	2019	17	14	21	10	22	16	23	15	19	30	22	23	232
	2020	31	31	24	14	21	30	22	20	25				218
STOLEN VEHICLE	2019	4	3	3	2	3	4	7	5	12	11	1	2	57
	2020	6	4	4	6	5	12	16	21	10				84
STOLEN VEHICLE ATTEMPT	2019	0	0	0	0	0	0	0	0	1	0	0	0	1
	2020	1	0	0	0	0	0	0	0	0				1
STOLEN VEHICLE IN PROGRESS	2019	0	0	0	0	0	0	0	0	0	0	0	0	0
	2020	0	0	0	0	0	0	0	0	0				0
STRUCTURE FIRE	2019	0	0	7	5	8	5	10	3	3	5	1	3	50
	2020	2	8	5	3	0	12	6	9	5				50
SUICIDE	2019	0	0	0	1	0	0	1	1	0	1	0	0	4
	2020	0	0	0	1	0	0	0	1	0				2
SUICIDE ATTEMPT	2019	0	0	2	0	0	0	2	1	2	1	0	1	9
	2020	1	1	0	0	1	1	1	1	1				7
SUICIDE THREAT	2019	4	4	7	1	4	6	4	1	6	3	4	4	48
	2020	6	4	5	3	3	4	5	2	5				37
SUSPICIOUS PERSON	2019	42	38	34	53	57	49	57	49	45	48	39	43	554
	2020	54	31	33	22	28	24	41	43	27				303
SUSPICIOUS VEHICLE	2019	29	28	19	23	25	16	17	22	23	27	21	28	278
	2020	19	24	21	22	18	16	22	18	16				176

		Jan	Feb	Mar	Apr	May	Jun	Jul	Aug	Sep	Oct	Nov	Dec	Total
TEST	2019	0	0	0	0	0	0	10	12	13	5	5	6	51
	2020	14	5	3	3	3	3	5	7	6				49
THEFT FROM MOTOR VEHICLE	2019	9	14	31	22	10	13	42	26	42	35	18	24	286
	2020	33	37	33	40	36	36	46	75	31				367
TRAFFIC CONTROL MALFUNCTION	2019	4	5	5	6	9	5	17	7	5	4	8	5	80
	2020	2	1	4	3	3	2	11	11	3				40
TRAIN ACCIDENT	2019	0	0	0	0	0	0	0	0	0	0	0	0	0
	2020	0	0	0	0	0	0	0	0	0				0
TRESPASSER	2019	7	8	12	11	9	14	7	3	6	7	8	13	105
	2020	5	10	10	26	7	17	21	15	9				120
UNKNOWN TROUBLE	2019	0	0	0	0	1	0	0	1	1	0	0	0	3
	2020	0	0	0	0	0	0	1	0	0				1
VANDALISM IN PROGRESS	2019	0	0	1	0	0	0	0	0	0	0	0	0	1
	2020	0	0	1	0	0	0	0	0	0				1
VANDALISM MISCELLANEOUS	2019	2	0	7	4	4	5	4	2	3	4	1	4	40
	2020	6	6	5	2	8	7	9	6	9				58
VANDALISM TO STRUCTURE	2019	1	3	1	0	1	0	4	2	0	2	2	1	17
	2020	1	1	2	0	3	1	1	0	3				12
VANDALISM TO VEHICLE	2019	3	1	1	3	5	4	3	7	5	8	9	6	55
	2020	8	7	6	2	4	3	3	3	3				39
VESSEL INSPECTION	2019	0	0	0	0	5	3	3	1	0	0	0	0	12
	2020	0	0	0	0	0	4	0	1	0				5
WATER RESCUE	2019	0	0	0	0	1	1	1	2	0	1	0	1	7
	2020	0	1	0	1	1	3	3	1	1				11
WIRES DOWN	2019	3	6	26	2	3	11	15	12	1	19	1	5	104
	2020	1	2	0	1	1	2	11	91	3				112